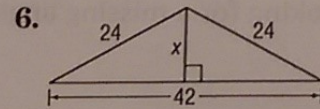
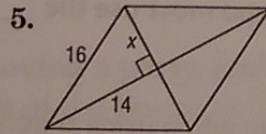
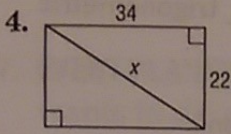
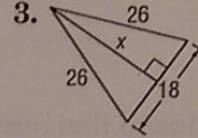
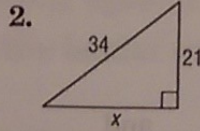
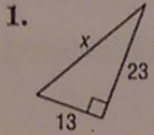


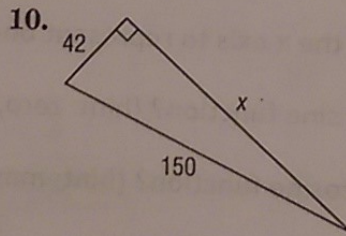
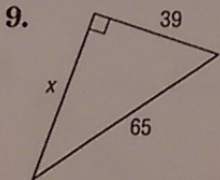
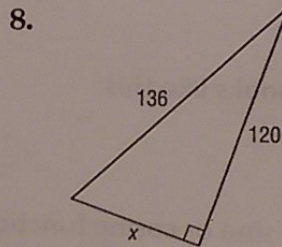
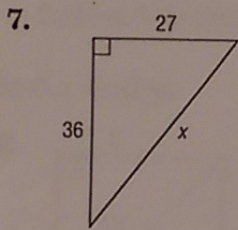
8-2 Practice

The Pythagorean Theorem and Its Converse

Find x .



Use a Pythagorean Triple to find x .



Determine whether each set of numbers can be measure of the sides of a triangle. If so, classify the triangle as *acute*, *obtuse*, or *right*. Justify your answer.

11. 10, 11, 20

12. 12, 14, 49

13. $5\sqrt{2}$, 10, 11

14. 21.5, 24, 55.5

15. 30, 40, 50

16. 65, 72, 97

17. **CONSTRUCTION** The bottom end of a ramp at a warehouse is 10 feet from the base of the main dock and is 11 feet long. How high is the dock?

